



ಬೃಹತ್ ಬೆಂಗಳೂರು ಮಹಾನಗರ ಪಾಲಿಕೆ
Bruhat Bengaluru Mahanagara Palike









BBMP COVID-19 WAR ROOM 20.01.2023

BBMP / COVID-19 WAR ROOM / BULLETIN – 1033/ 20.01.2023 / #BBMPfightsCOVID19



OVERVIEW OF COVID-19 IN BENGALURU

 CASE TRENDS			ACTIVE CASES	99	 HOSPITALIZATION				7
<u>Confirmed Cases</u>	<u>Recovered Cases</u>	<u>Death Cases</u>	<u>ICU – V</u>	<u>ICU</u>	<u>HDU</u>	<u>General</u>			
16	10	0	-	2	-	5			
<small>18,77,257[#]</small>	<small>18,60,167[#]</small>	<small>16,991[#]</small>	<small>INCLUDES GOVT. QUOTA AND PRIVATE WALK-IN HOSPITALIZATION</small>						
 VACCINATION			6,253	<small>2,05,83,213[#]</small>	 TRIAGING				
<u>First Dose</u>	<u>Second Dose</u>	<u>Precaution Dose</u>	MTU		 ACTIVE CZs				
185	874	5,194	4		0				
<small>96,85,117[#]</small>	<small>94,97,740[#]</small>	<small>14,00,356[#]</small>	Tele Triage		<u>MCZs (< 5 cases)</u>				
 TESTING			4,478	<small>3,21,25,000[#]</small>	0				
<u>Positivity :0.45%</u>	<u>RAT</u>	<u>RTPCR</u>	8		<u>Clusters (> 5 cases)</u>				
<small>*FOR LAST 7 DAYS</small>	1,097	3,381							

: indicates cumulative numbers till date



ABSTRACT OF COVID-19 SCENARIO IN BENGALURU

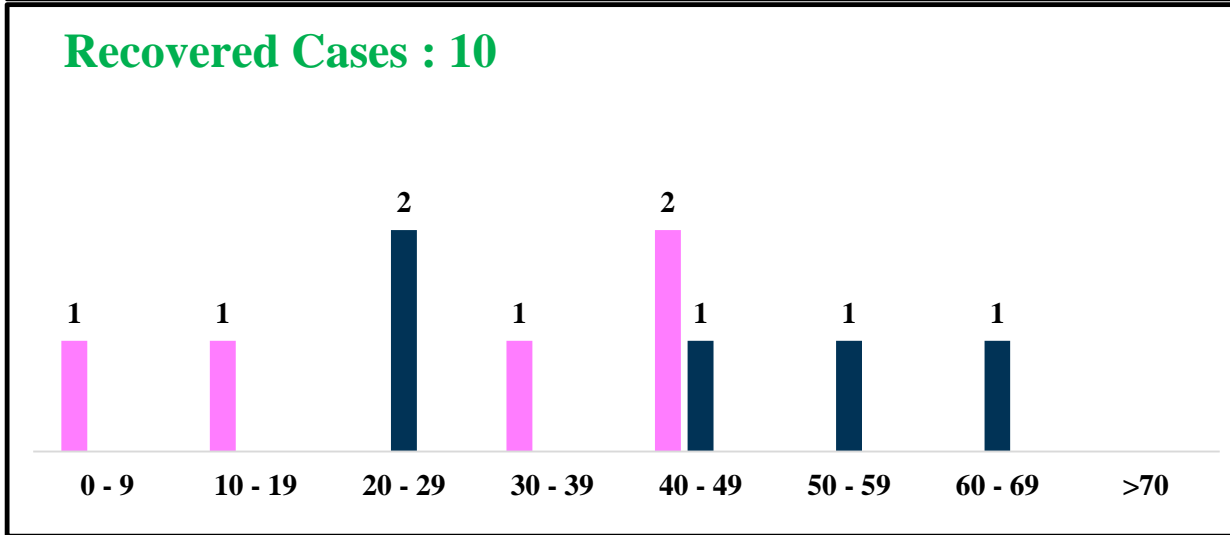
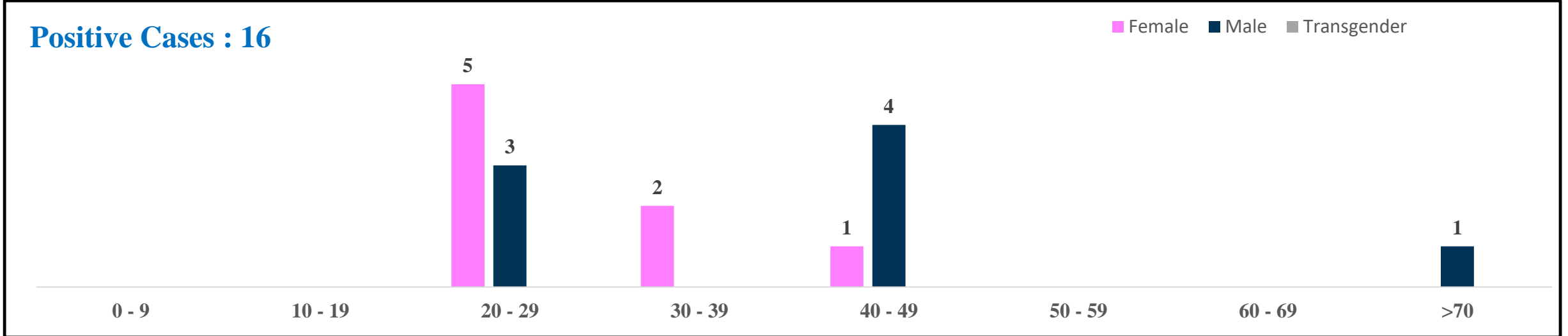


	MALE			FEMALE			TRANSGENDER			TOTAL		
	Last 24 Hours	Last 7 Days	Cumulative	Last 24 Hours	Last 7 Days	Cumulative	Last 24 Hours	Last 7 Days	Cumulative	Last 24 Hours	Last 7 Days	Cumulative
Positive Cases	8	66	11,06,913	8	56	7,70,148	0	0	196	16	122	18,77,257
Recovered Cases	5	82	10,94,533	5	70	7,64,504	0	0	187	10	152	18,60,167
Death Cases	0	0	10,761	0	0	6,226	0	0	4	0	0	16,991
Total Tests Done	In Last 24 hrs. : 4,478			In last 7 days : 26,992			Cumulative : 3,21,25,000					
Vaccine Doses Administered	In Last 24 hrs. : 6,253			In last 7 days : 27,075			Cumulative : 2,05,83,213					
ACTIVE CASES									99			

*Covid deaths occurred today : 00 | Covid deaths occurred beyond last 24hrs., reported today : 00



LAST 24 HOURS AGE GROUP AND GENDER WISE DISTRIBUTION

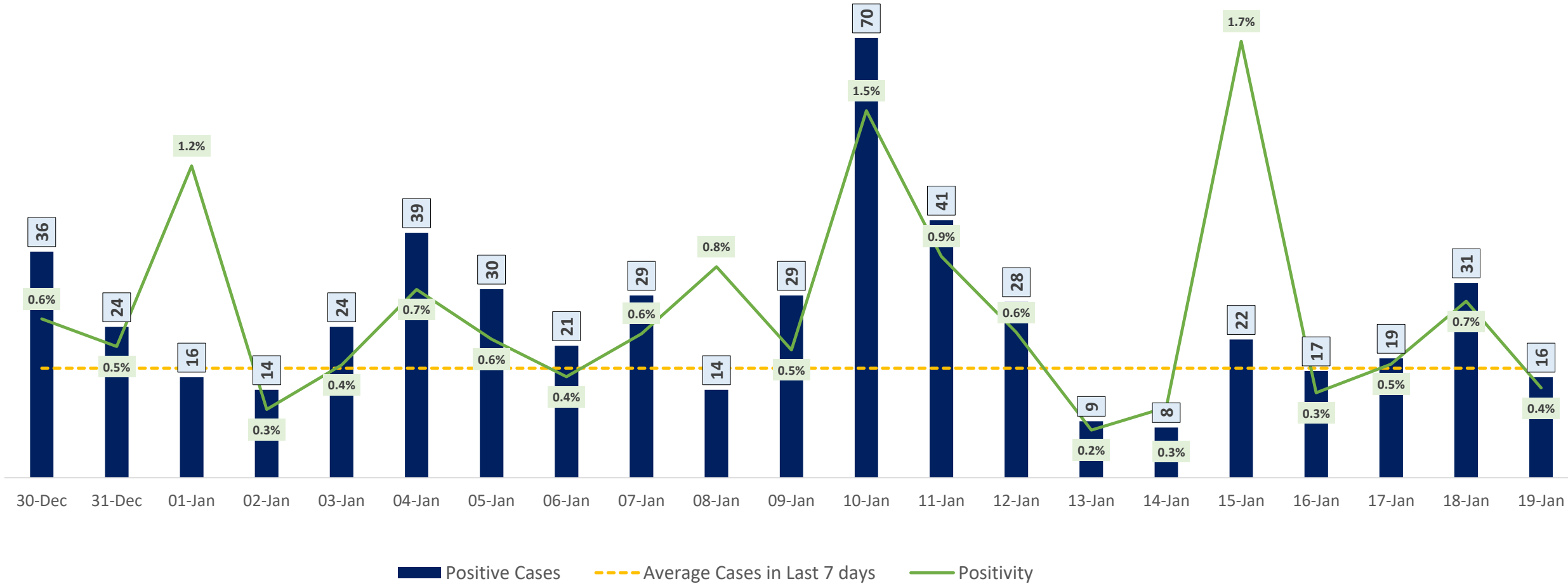




POSITIVITY RATE OF BENGALURU – LAST 21 DAYS



Average Cases in Last 7 days : 17

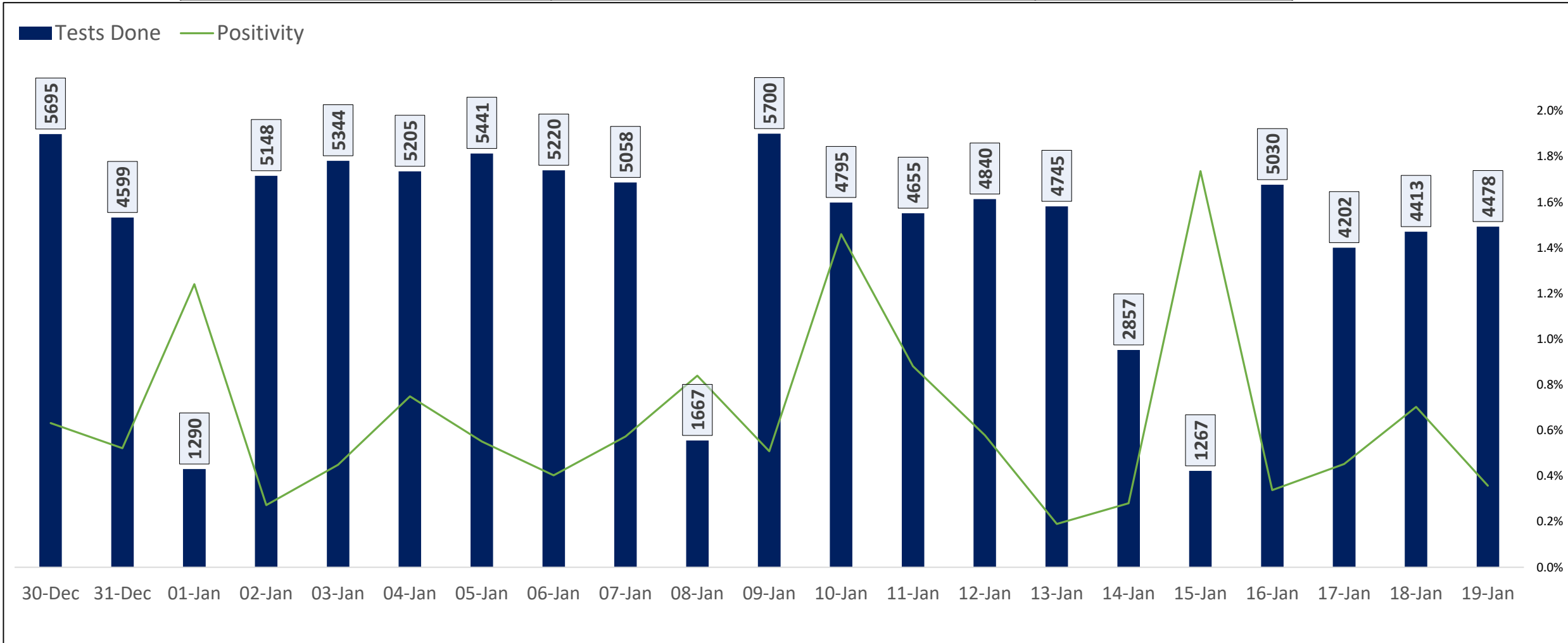




TESTING TRENDS IN BENGALURU

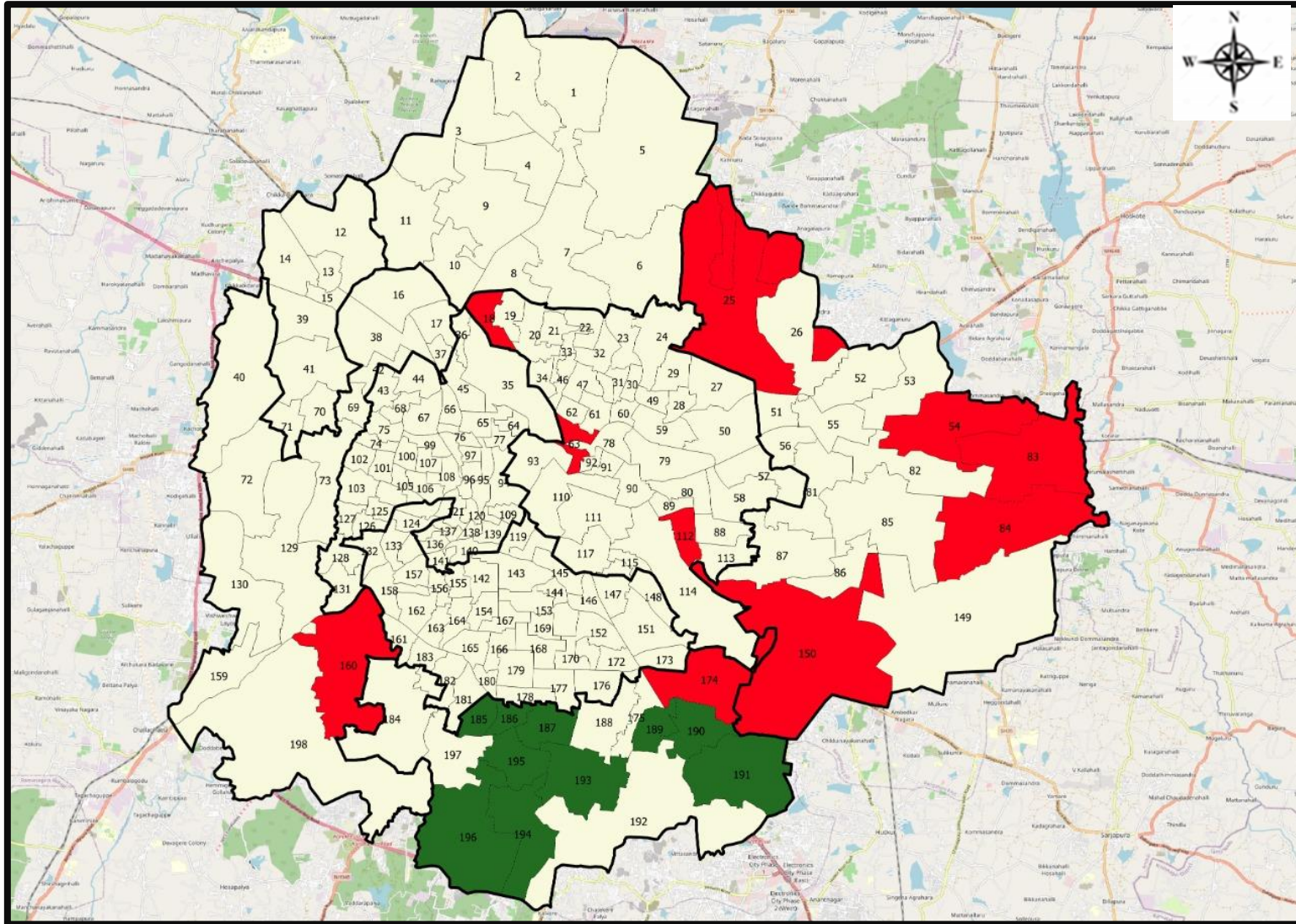


Total Test Conducted Till Date	Test Conducted Last 24 hours	Last 7 Days Average
3,21,25,000	4,478	3,856





BENGALURU URBAN MAP SHOWING TREND OF POSITIVE CASES IN LAST 7 DAYS



Top 10 wards reporting highest number of positive cases in last 10 days

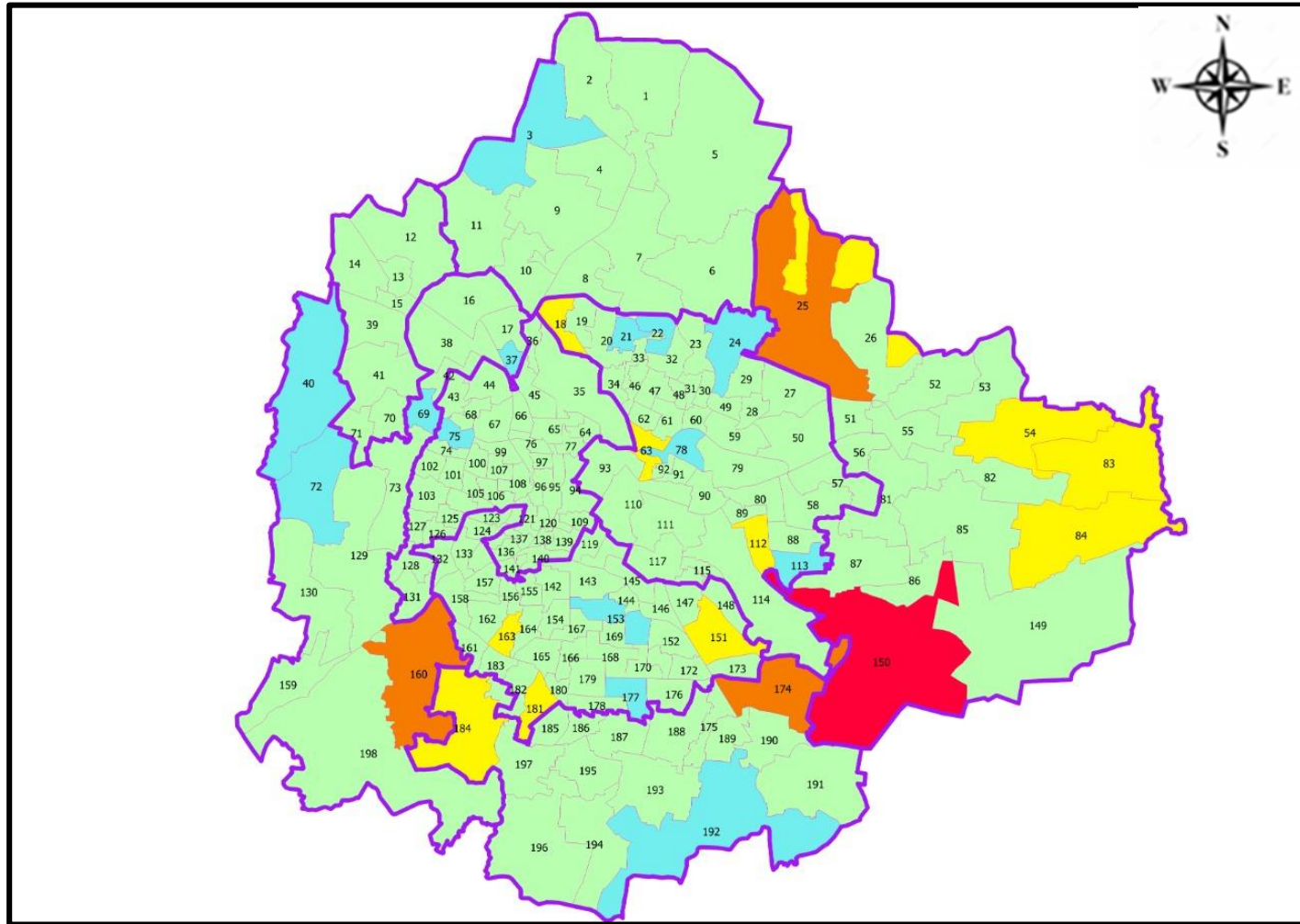
Ward No.	Ward Name	Daily Cases Average
150	Bellanduru	2
160	Rajarajeshwari Nagar	1
25	Horamavu	1
174	HSR Layout	1
18	Radhakrishna Temple	1
54	Hudi	1
63	Jayamahall	1
83	Kadugodi	1
84	Hagadur	1
112	Domlur	1







Top 10 wards reporting least number of positive cases in last 7 days

Ward No.	Ward Name	Daily Cases Average
196	Anjanapura	0
195	Konanakunte	0
194	Gottigere	0
193	Arakere	0
191	Singasandra	0
190	Mangammanapalya	0
189	Hongasandra	0
187	Puttenahalli	0
186	Jaraganahalli	0
185	Yelchenahalli	0



BENGALURU MAP SHOWING INTENSITY OF POSITIVE CASES IN LAST 7 DAYS



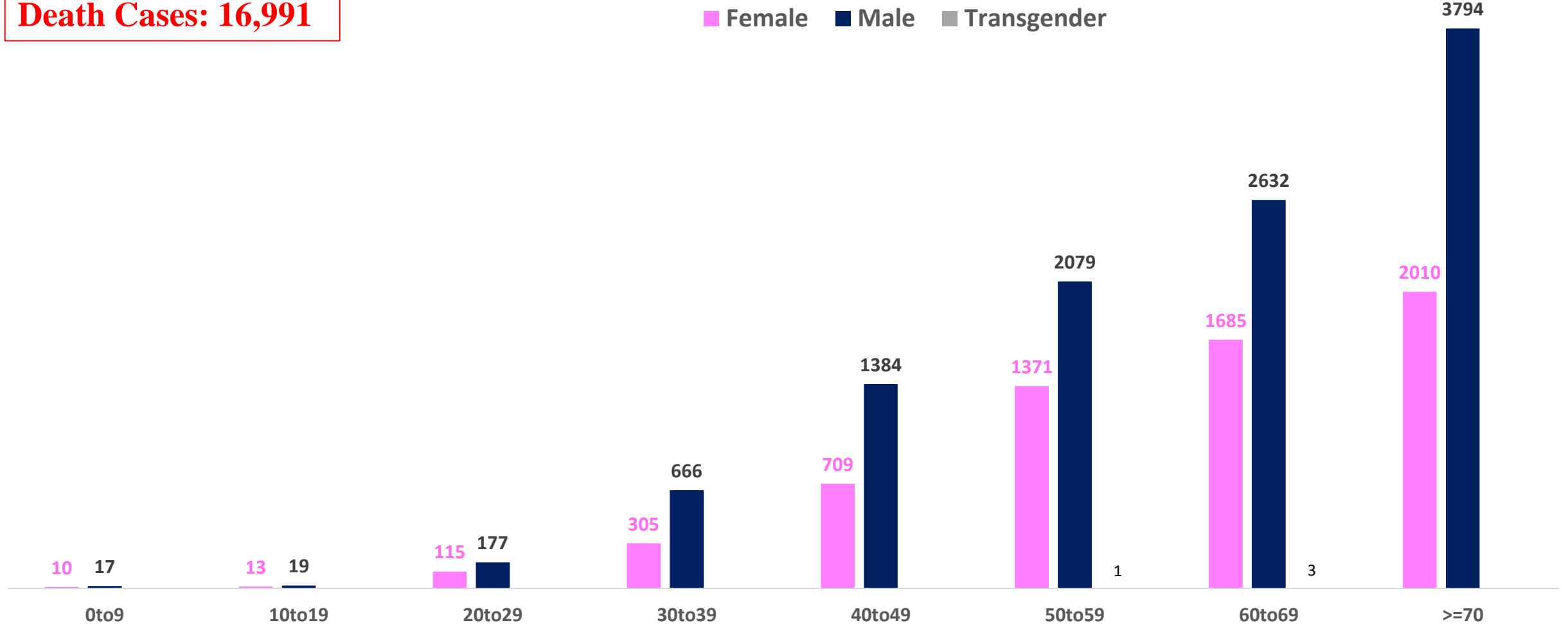
-  Level 1 : 0 to 1 Cases
-  Level 2 : 1 to 3 Cases
-  Level 3 : 3 to 5 Cases
-  Level 4 : 5 to 10 Cases
-  Level 5 : More than 10 Cases
-  Zone Boundaries



AGE AND GENDER WISE DISTRIBUTION OF DEATH CASES



Death Cases: 16,991





COVID-19 SCENARIO IN BENGALURU AND OTHER METROPOLITAN CITIES



CITY NAME	Positive Cases	Active Cases	Recovered	Deceased	Vaccine Doses Administered
New Delhi	20,07,298	19	19,80,757	26,522	3,73,17,328
Bengaluru*	18,77,257	99	18,60,167	16,991	2,37,78,980
Mumbai	11,54,255	43	11,34,466	19,746	2,21,34,555
Chennai	7,93,222	13	7,84,138	9,071	1,13,96,462

Source : <https://dashboard.cowin.gov.in/> at 5:00pm (20.01.2023)
Source : <https://www.covid19bharat.org/> at 5:00pm (20.01.2023)

*includes BBMP & Bengaluru Urban



SNAPSHOT OF COVID-19 CASES IN BENGALURU URBAN



**Total Wards With
0 Cases* :
132**

**Tests Conducted
on 19.01.2023:
4,478**

**Recovery
Rate*:
99.09%**

**Total
Active Cases :
99**

**Total Vaccinated
on 19.01.2023:
6,253**

**Positivity
Rate* :
0.45%**

**Active
Rate*:
0.01%**

**Case
Fatality Rate* :
0.00%**





*Total positive cases In the past 7 days

*CFR and positivity is for Past 7 days



ಬೃಹತ್ ಬೆಂಗಳೂರು ಮಹಾನಗರ ಪಾಲಿಕೆ
Bruhat Bengaluru Mahanagara Palike



Download BBMP Bulletin	https://apps.bbmpgov.in/covid19/mediabulletin.php
To register for vaccination :	https://selfregistration.cowin.gov.in/
BBMP COVID19 Dashboard:	https://apps.bbmpgov.in/covid19/
Follow us on:	 www.facebook.com/bbmp.comm1/
	 twitter.com/BBMPCOMM
	  BBMPSplHealth

Issued by:

Honorable Chief Commissioner, BBMP
Special Commissioner Health, BBMP
MD, Bengaluru Smart City Limited

THANK YOU !

ಬೃಹತ್ ಬೆಂಗಳೂರು ಮಹಾನಗರ ಪಾಲಿಕೆ
Bruhat Bengaluru Mahanagara Palike

**ನಾಯಿ ಕಚ್ಚಿದಾಗ ತಕ್ಷಣ ಅನುಸರಿಸಬೇಕಾದ
ಪ್ರಥಮ ಚಿಕಿತ್ಸೆ ವಿಧಾನಗಳು**

 ನಾಯಿ ಕಚ್ಚಿದ ಗಾಯವನ್ನು ಹರಿಯುವ ನೀರಿನಿಂದ ಸಾಬೂನನ್ನು
ಉಪಯೋಗಿಸಿ 15 ನಿಮಿಷಗಳು ತೊಳೆಯಿರಿ

 ಕಚ್ಚಿದ ಗಾಯಕ್ಕೆ Dettol ಅಥವಾ
ಇನ್ನಿತರೆ anti-septic ದ್ರವವನ್ನು ಹಚ್ಚಿ

 ಆಂಟಿ ರೇಬೀಸ್ ಲಸಿಕೆಗಾಗಿ ಹಾಗೂ ಸೂಕ್ತ ಚಿಕಿತ್ಸೆ ಗಾಗಿ ಹತ್ತಿರದ
ವೈದ್ಯರನ್ನು ಅಥವಾ ಬಿಬಿಎಂಪಿ ಅಸ್ಪತ್ರೆಯನ್ನು ಸಂಪರ್ಕಿಸಿ



  @BBMPSplHealth **BBMP RABIES HELPLINE: 6364893322**

